



VDS Series PC Oscilloscope



- + Up to 100MHz bandwidth, and max 1GS/s real-time sample rate
- + 2/ 4 channels
- + Max 10M record length
- + Friendly UI : FFT, or X-Y, and waveform 2 views displayed on the same screen
- + Multi-trigger option : edge, video, slope, pulse, and alternate
- + USB isolation - less signal interference, more PC protection
- + USB bus powering, and LAN remote control (optional)
- + Ultra-thin body design, easy portability
- + SCPI supported
- + LabVIEW supported (only in VDS3102, and VDS3104)

+ Performance Specifications

Model	VDS10221	VDS1022	VDS2062	VDS2064	VDS3102	VDS3104
Bandwidth	25MHZ		60MHZ		100MHZ	
Channel	2+1 (multi)			4+1 (multi)	2+1 (multi)	4+1 (multi)
Sample Rate	100MSa/s		1GSa/s			
Horizontal Scale (s/div)	5ns/div ~ 100s/div, step by 1 ~ 2 ~ 5				2ns/div ~ 100s/div, step by 1 ~ 2 ~ 5	
Rise Time	≤14 ns		≤5.8 ns		≤3.5 ns	
Record Length	5K		10M	5M	10M	5M
Input Coupling	DC, AC, GND					
Input Impedance	1MΩ±2% , in parallel with 10pF±5pF					
Channels Isolation	50Hz : 100 : 1, 10MHz : 40 : 1					
Max Input Voltage	400V (PK - PK) (DC+AC, PK - PK)		40V (PK - PK) (DC+AC, PK - PK)			
DC Gain Accuracy	±3%					
DC Accuracy	Average≥16: ±(3% reading + 0.05div) for ΔT					
Probe Attenuation Factor	1X, 10X, 100X, 1000X					
LF Respond (AC, -3dB)	≥5Hz (at input, AC coupling, -3dB)					
Sampling Rate / Relay Time Accuracy	150ps					
Interpolation	sin(x) / x					
Interval (ΔT) Accuracy (full bandwidth)	Single: ± (1 interval time + 100ppm × reading + 0.6ns), Average >16: ±(1 interval time + 100ppm × reading + 0.4ns)					
Vertical Resolution (A/D)	8 bits (2 channels simultaneously)					
Vertical Sensitivity	5mV/div ~ 5V/div					
Trigger Type	Edge, Pulse, Video, Slope, and Alternate					
Trigger Mode	Auto, Normal, and Single					
Trigger Level	±5 divisions from screen center					

Acquisition Mode		Sample, Peak Detect, and Average		
Line / Field Frequency (video)		NTSC, PAL, and SECAM standard		
Cursor Measurement		ΔV , and ΔT between cursors		
Automatic Measurement		Vpp, Vmax, Vmin, Vtop, Vbase, Vamp, Vavg, Vrms, Overshoot, Preshoot, Freq, Period, Rise Time, Fall Time, Delay A→B  , Delay A→B  , +Width, -Width, +Duty, -Duty		
Waveform Math		+, -, ×, ÷, invert, FFT		
Lissajous Figure	Bandwidth	full bandwidth		
	Phase Difference	±3 degrees		
Communication Interface		USB 2.0 (isolation)	USB 2.0	USB 2.0, LAN (optional)
Multi-function Interface	Signal Type	synchronized input / output, Pass / Fail, external trigger input		
	Level Standard	TTL		
Power Supply		5.0V/500mA		≤5V/1.5A
Power Consumption		≤2.5W		≤6.5W
Dimensions (W × H × D)		170 × 120 × 18 (mm)		190 × 120 × 18 (mm)
Device Weight		0.26 kg		0.3 kg

Specifications subject to change without prior notice.

+ Application

design and debug circuit function test education and training

+ Accessories

The accessories subject to final delivery.



Probe



Probe Adjust



USB Cable



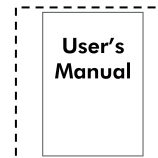
Adapter *



Power Cord *



Silicon Gel Case



Manual



CD Rom



Soft Bag

(optional)

* Adapter and power cord only available for models with LAN port.