

XSA1000P Series Spectrum Analyzer Specifications

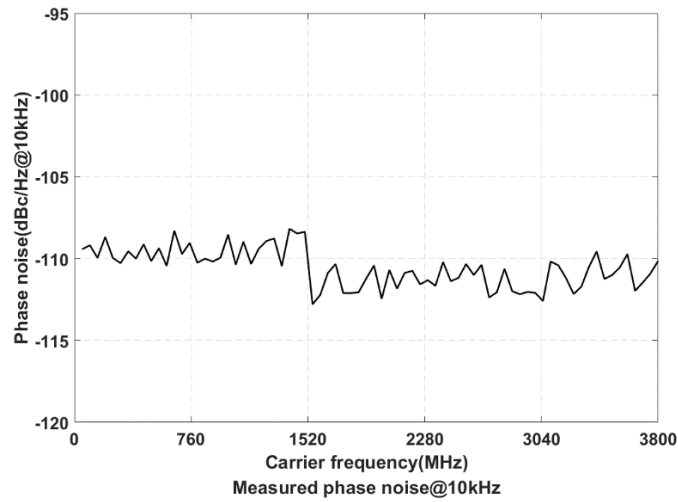
All technical specifications are guaranteed when the following conditions are met, unless otherwise stated:

- The instrument has been preheated for 30 minutes before use.
- The instrument is in the calibration cycle and has been self-calibrated.

"Typical" and "nominal" for this product are defined as follows

- Typical: Refers to the performance of the product under certain conditions.
- Nominal: Refers to the approximate value under product application process.

Frequency		
Frequency Range	XSA1015P (TG)	9.000 kHz to 1.500000000 GHz
	XSA1032P (TG)	9.000 kHz to 3.200000000 GHz
	XSA1036P (TG)	9.000 kHz to 3.600000000 GHz
	XSA1075P (TG)	9.000 kHz to 7.500000000 GHz
Frequency Resolution	1 Hz	
Internal Reference Frequency		
Reference Frequency	10 MHz	
Reference Frequency Accuracy	$\pm[(\text{days since last calibrate} \times \text{freq aging rate}) + \text{temperature stability} + \text{initial accuracy}]$	
Initial calibration accuracy	<1 ppm	
Temperature stability	0°C to 50°C, reference to 25°C < 0.5 ppm	
Aging rate	<1 ppm/year	
Frequency Readout Accuracy		
Marker frequency resolution	span / (number of sweep points - 1)	
Marker frequency uncertainty	$\pm(\text{frequency indication} \times \text{reference frequency accuracy} + 1\% \times \text{span} + 10\% \times \text{resolution bandwidth} + \text{marker frequency resolution})$	
Frequency Counter		
Resolution	1 Hz, 10 Hz, 100 Hz, 1 kHz	
Uncertainty	$\pm(\text{frequency indication} \times \text{reference frequency accuracy} + \text{counter resolution})$	
Frequency Span		
Range	0 Hz, 100 Hz to maximum frequency of instrument	
Uncertainty	$\pm \text{span} / (\text{number of sweep points} - 1)$	
SSB Phase Noise (20°C to 30°C, fc=1 GHz)		
Carrier Offset	10 kHz	< -106 dBc/Hz (typical)
	100 kHz	< -104 dBc/Hz (typical)
	1 MHz	< -115dBc/Hz (typical)



Residual FM (20°C to 30°C, RBW = VBW = 1 kHz)

Residual FM < 50 Hz (nominal)

Bandwidth

Resolution Bandwidth(-3dB) 1 Hz to 1 MHz (1-3-5-10 steps by sequence)

RBW accuracy < 5%, typical

Resolution Filter Shape Factor (60 dB : 3 dB) < 5 typical

Video Bandwidth (-3 dB) 10 Hz to 3 MHz(1-3-5-10 steps by sequence)

Resolution bandwidth (-6 dB) (EMI) 200 Hz, 9 kHz, 120 kHz, 1 MHz

Amplitude

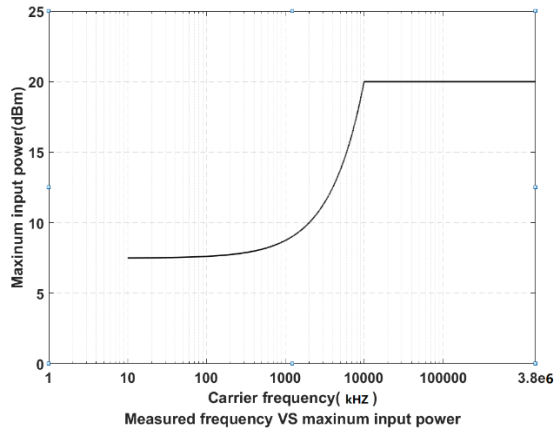
Amplitude measurement range	XSA1015P (TG)	DANL to +10 dBm, 100 kHz to 10MHz, Preamp Off DANL to +20 dBm, 10 MHz to 1.5 GHz, Preamp Off
	XSA1032P (TG)	DANL to +10 dBm, 100 kHz to 10MHz, Preamp Off DANL to +20 dBm, 10 MHz to 3.2 GHz, Preamp Off
	XSA1036P (TG)	DANL to +10 dBm, 100 kHz to 10MHz, Preamp Off DANL to +20 dBm, 10 MHz to 3.6 GHz, Preamp Off
	XSA1075P (TG)	DANL to +10 dBm, 100 kHz to 10MHz, Preamp Off DANL to +20 dBm, 10 MHz to 7.5 GHz, Preamp Off

Max Input Level

Input DC Voltage 50 V

Continuous power Attenuator =40dB
+20dBm (100 mW)

Max. damage level +30 dBm (1 W)



Display Average Noise Level

(attenuation = 0 dB, RBW = VBW = 100 Hz, sample detector, trace average ≥ 50, 20 °C to 30 °C, input impedance = 50 Ω)

Preamp Off	XSA1015P (TG)	9 kHz to 1 MHz	-95 dBm (Typical), <-88 dBm
		1 MHz to 500 MHz	-140 dBm (Typical), <-130dBm
		500 MHz to 1.5 GHz	-138 dBm (Typical), <-128dBm
	XSA1032P (TG)	9 kHz to 1 MHz	-95 dBm (Typical), <-88 dBm
		1 MHz to 500 MHz	-140 dBm (Typical), <-130dBm
		500 MHz to 3.2 GHz	-138 dBm (Typical), <-128dBm
	XSA1036P (TG)	9 kHz to 1 MHz	-95 dBm (Typical), <-88 dBm
		1 MHz to 500 MHz	-140 dBm (Typical), <-130dBm
		500 MHz to 3.6 GHz	-138 dBm (Typical), <-128dBm
	XSA1075P (TG)	9 kHz to 1 MHz	-95 dBm (Typical), <-88 dBm
		1 MHz to 500 MHz	-140 dBm (Typical), <-130dBm
		500 MHz to 3.6 GHz	-138 dBm (Typical), <-128dBm
3.6 GHz to 6 GHz		-134 dBm (Typical), <-124dBm	
6 GHz to 7.5 GHz		-129 dBm (Typical), <-119dBm	
Preamp On	XSA1015P (TG)	100 kHz to 1 MHz	-135 dBm (Typical), <-128 dBm
		1 MHz to 500 MHz	-160 dBm (Typical), <-150 dBm
		500 MHz to 1.5 GHz	-158 dBm (Typical), <-148 dBm
	XSA1032P (TG)	100 kHz to 1 MHz	-135 dBm (Typical), <-128 dBm
		1 MHz to 500 MHz	-160 dBm (Typical), <-150 dBm
		500 MHz to 3.2 GHz	-158 dBm (Typical), <-148 dBm
	XSA1036P (TG)	100 kHz to 1 MHz	-135 dBm (Typical), <-128 dBm
		1 MHz to 500 MHz	-160 dBm (Typical), <-150 dBm
		500 MHz to 3.6 GHz	-158 dBm (Typical), <-148 dBm
	XSA1075P (TG)	100 kHz to 1 MHz	-135 dBm (Typical), <-128 dBm
		1 MHz to 500 MHz	-160 dBm (Typical), <-150 dBm
		500 MHz to 3.6 GHz	-158 dBm (Typical), <-148 dBm
3.6 GHz to 6 GHz		-154 dBm (Typical), <-144 dBm	
6 GHz to 7.5 GHz		-149 dBm (Typical), <-139 dBm	

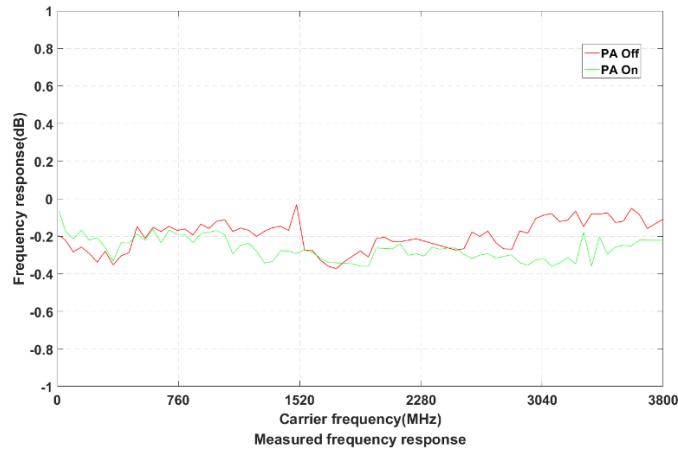
Level Display

Logarithmic level axis	0.01 dB to 1000 dB
Linear level axis	0 to reference level
Number of display points	801
Number of traces	8

Trace detectors	positive-peak, negative-peak, normal, sample, RMS, voltage average
	quasi-peak
Trace functions	clear write, max hold, min hold, average, view, blank, trace math
Units of level axis	dBm, dBμW, dBpW, dBmV, dBμV, W, V

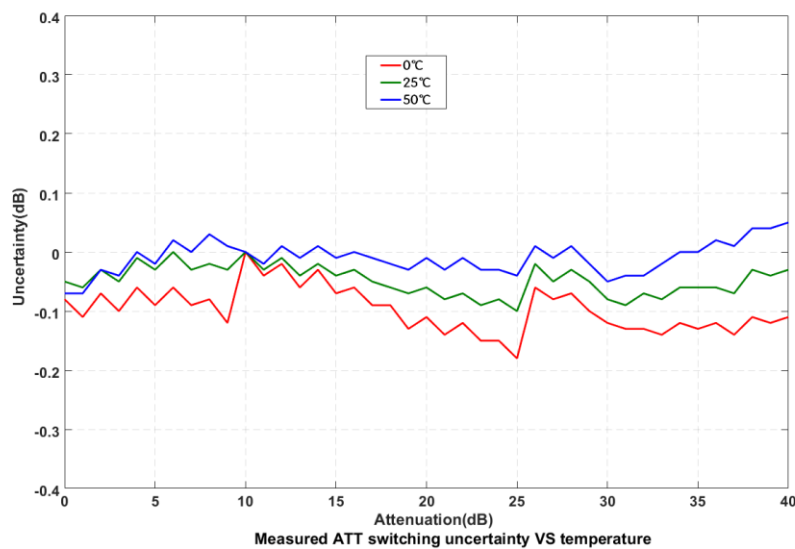
Frequency response
(20°C to 30°C, input attenuation=10 dB, reference frequency=50 MHz)

Preamp Off ($f_c \geq 9K$)	± 0.7 dB
Preamp On ($f_c \geq 50$ MHz)	± 1.0 dB



Input Attenuation Switching Uncertainty

Setting range	0 dB to 40 dB, in 1 dB step
Switching uncertainty	$f_c = 50$ MHz, relative to 10 dB, 20°C to 30°C
	< 0.5 dB



Absolute Amplitude Uncertainty

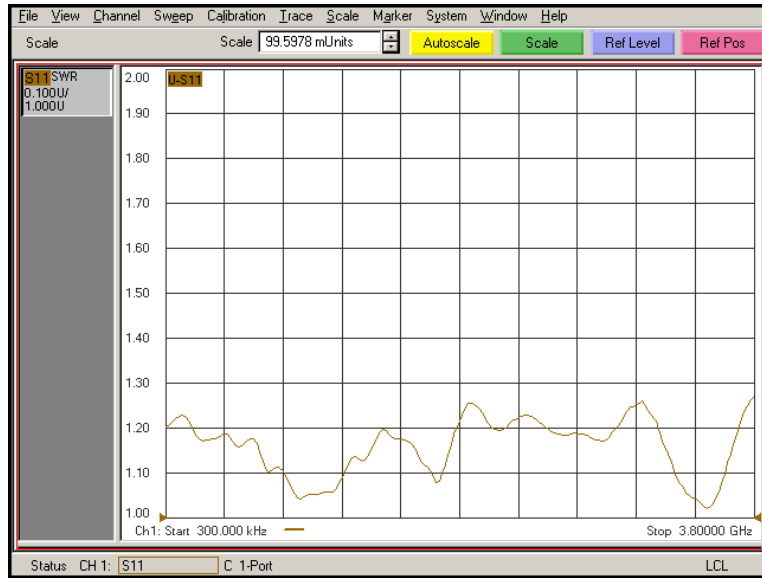
Uncertainty	$f_c = 50$ MHz, peak detector, preamplifier off, attenuation = 10 dB, input signal level = -10dBm, 20°C to 30°C
	< 0.4 dB

RBW Switching Uncertainty

Uncertainty	relative to 10 kHz RBW
	< 0.1 dB

Reference Level

Range		-80 dBm to +30 dBm, in 1 dB step	
Resolution	log scale	0.01 dB	
	linear scale	4 digits	
Preamplifier input signal range 0 dBm to -50 dBm			
Gain	XSA1015P (TG)	100 kHz to 1.5 GHz	20 dB (nominal)
	XSA1032P (TG)	100 kHz to 3.2 GHz	
	XSA1036P (TG)	100 kHz to 3.6 GHz	
	XSA1075P (TG)	100 kHz to 7.5 GHz	
Level Measurement Uncertainty (95% confidence level, S/N > 20 dB, RBW = VBW = 1 kHz, preamplifier off, attenuation = 10 dB, -50 dBm < input level ≤ 0 dBm, fc > 10 MHz, 20°C to 30°C)			
Level Measurement Uncertainty		<0.7 dB	
<p>Measured level measurement uncertainty(-10dBm input) VS temperature</p>			
RF Input VSWR (attenuation ≥ 10 dB)			
VSWR	XSA1015P (TG)	300 kHz to 1.5 GHz	<1.8 (nominal)
	XSA1032P (TG)	300 kHz to 3.2 GHz	
	XSA1036P (TG)	300 kHz to 3.6 GHz	
	XSA1075P (TG)	300 kHz to 7.5 GHz	

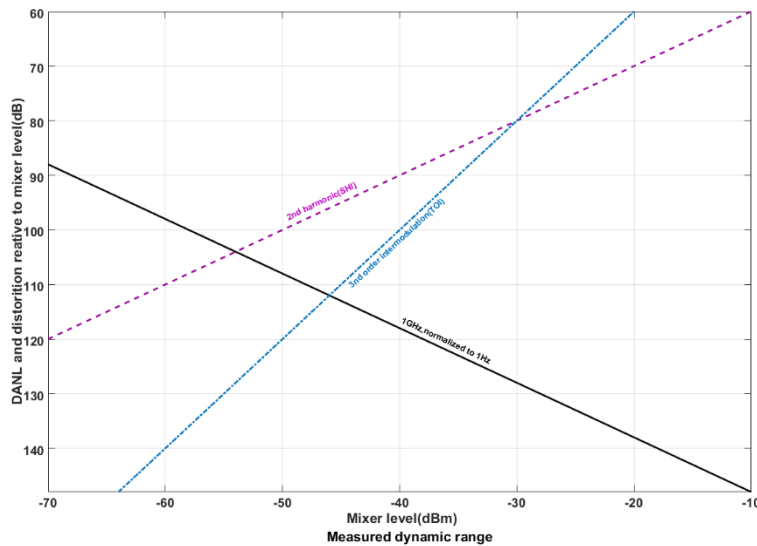


Distortion

Second harmonic distortion	$f_c \geq 50$ MHz, Preamp off, signal input -20 dBm, attenuation = 10 dB $> +45$ dBc
Third-order intermodulation	$f_c \geq 50$ MHz, two -20 dBm tones at input mixer spaced by 200 kHz, attenuation = 0 dB $> +14$ dBm

1 dB Gain Compression

1dB compression of input mixer (P1dB)	$f_c \geq 50$ MHz, 0 dB RF attenuation > -2 dBm, nominal
---------------------------------------	---



Spurious Response

Residual response	connect 50 Ω load at input port, 0 dB input attenuation, 20°C to 30°C < -90 dBm, typical
Intermediate frequency	< -60 dBc
System related sidebands	referenced to local oscillators, referenced to A/D conversion, referenced to subharmonic of first LO, referenced to harmonic of first LO < -60 dBc
Input related spurious	-30 dBm signal at input mixer < -80 dBc

Sweep		
Sweep Time	Span≥10 Hz	10 ms to 3000 s
	Zero Span	33.33 us to 3000 s
Sweep time uncertainty	span ≥ 100 Hz: 5% (nominal) zero span (sweep time setting value > 1 ms): 5% (nominal)	
Sweep Mode	Continuous, Single	
Trigger		
Trigger source	free run, video, external	
External trigger level	5 V TTL level	
Tracking Generator (Option)		
Tracking Generator Output		
Frequency Range	XSA1075P (TG)	100 kHz to 1.5 GHz
	XSA1032P (TG)	100 kHz to 3.2 GHz
	XSA1036P (TG)	100 kHz to 3.6 GHz
	XSA1075P (TG)	100 kHz to 7.5 GHz
Output power level range	-40 dBm to 0 dBm	
Output power level resolution	1 dB	
Output flatness	relative to 50 MHz ±3 dB(nominal)	
Tracking generator spurious	Harmonic spurious	-20 dBc (Tracking generator output power = -10 dBm)
	Non-harmonic	-20 dBc(Tracking generator output power = -10 dBm)
Tracking generator to input terminal isolation	-60 dB (Tracking generator output power = 0 dBm)	



7007020100154

V1.0.1